DISPLAYBLY (SZ) TECHNOLOGY CO., LIMITED

DB320MTZSV01

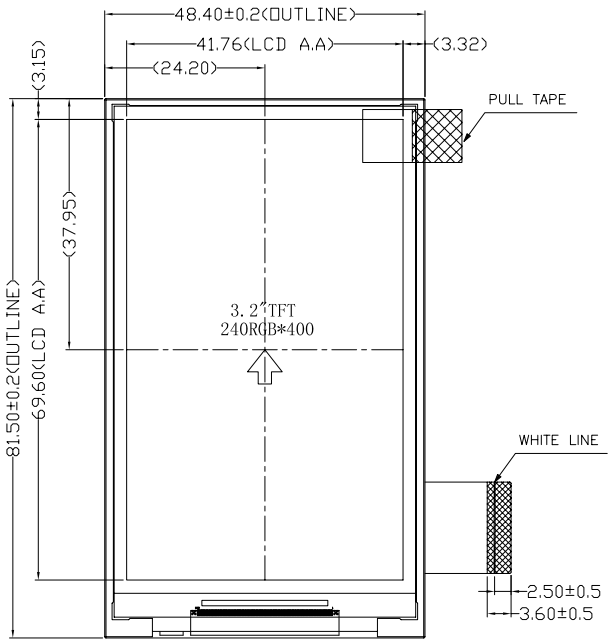


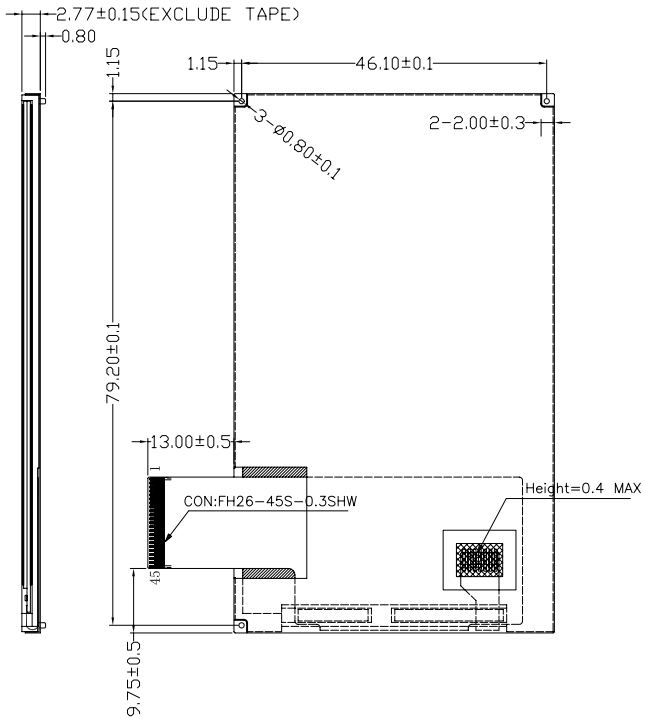


PIN DESCRIPTION

| PIN NO | SYMBOL |
|---|---|
| 1 | FLM |
| 2 | GND |
| 3 | ENABLE |
| 4 | DOTCLK |
| 5 | VSYNC |
| 6 | GND |
| 7 | HSYNC |
| 8 | BS0 |
| 9 | BS1 |
| 10 | BS2 |
| 11 | IOVCC |
| 12 | VCC |
| 13 | SDI |
| 14 | SDO |
| 15 | D17 |
| 16 | D16 |
| 17 | D15 |
| 18 | D14 |
| 19 | D13 |
| 20 | D12 |
| 21 | D11 |
| 22 | D10 |
| 23 | D9 |
| 24 | D8 |
| 25 | D7 |
| 26 | D6 |
| 27 | D5 |
| 28 | D4 |
| 29 | D3 |
| 30 | D2 |
| 31 | D1 |
| 32 | D0 |
| 33 | RESET |
| 34 | RD |
| 35 | WR |
| 36 | RS/SCL |
| 37 | CS |
| 38 | LEDK6 |
| 39 | LEDK5 |
| 40 | LEDK4 |
| 41 | LEDK3 |
| 42 | LEDK2 |
| 43 | LEDK1 |
| 44 | LEDA |
| 45 | LCM_ID |

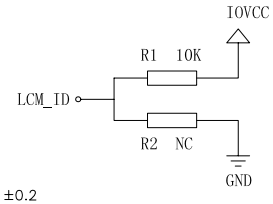


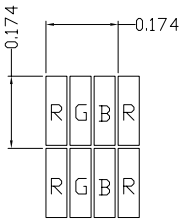


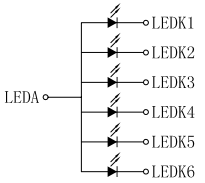


LED CIRCUIT DIAGRAM
3.2V@120mA

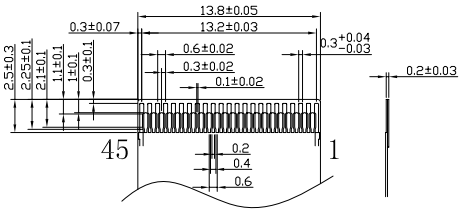


NOTES:
1. General Tolerance: ±0.2
2. ( )reference dimension.
3. Recommended Case Open Area Should Be Less Than Module V.A
4. recommended cushion adherent area:TP V.A+1.6mm
5. ROHS MUST BE COMPLIANT

| | |
|---|---|
| Display Type | TFT,NORMAL WHITE TRANSMISSIVE |
| Viewing Angle | 6 O'CLOCK |
| LCD Driver IC | ST7793 |
| Operating Voltage | IOVCC=1.8V; VCC=2.8V |
| Operation Temperature | -20°C TO 70°C |
| Storage Temperature | -30°C TO 80°C |
| Interface | 18-BIT RGB/MCU |
| Backlight | 6-CHIP WHITE LED |
| Surface luminance | 400 cd/m² (TYP.) |
| White X/Y | --- |

| VER. | SYMBOL | AMENDMENT | SIGN | DATE |
|---|---|---|---|---|
| V05 | | Update the label | | 2015.4.7A |
| V04 | | Update the label | | 2015.4.3A |
| V03 | | Add the label | | 2015.3.30A |
| V02 | | Update the drawing | | 2015.3.2A |
| V01 | | Improve the brightness | | 2015.3.2A |
| V00 | | First issue | | 2015.2.6A |

| | |
|---|---|
| DRAWN | |
| ME.CHECKED | |
| EE.CHECKED | |
| APPROVED | |
| CUSTOMER'S APPROVAL | |

TITLE
MODULE SPEC.

DRAWING NO.
DB320MTZSV01

| UNIT | mm | SCALE | FIT |
|---|---|---|---|
| 3rd Angle | | SHEET 1 OF 1 | |

DISPLAYBLY (SZ) TECHNOLOGY CO., LIMITED