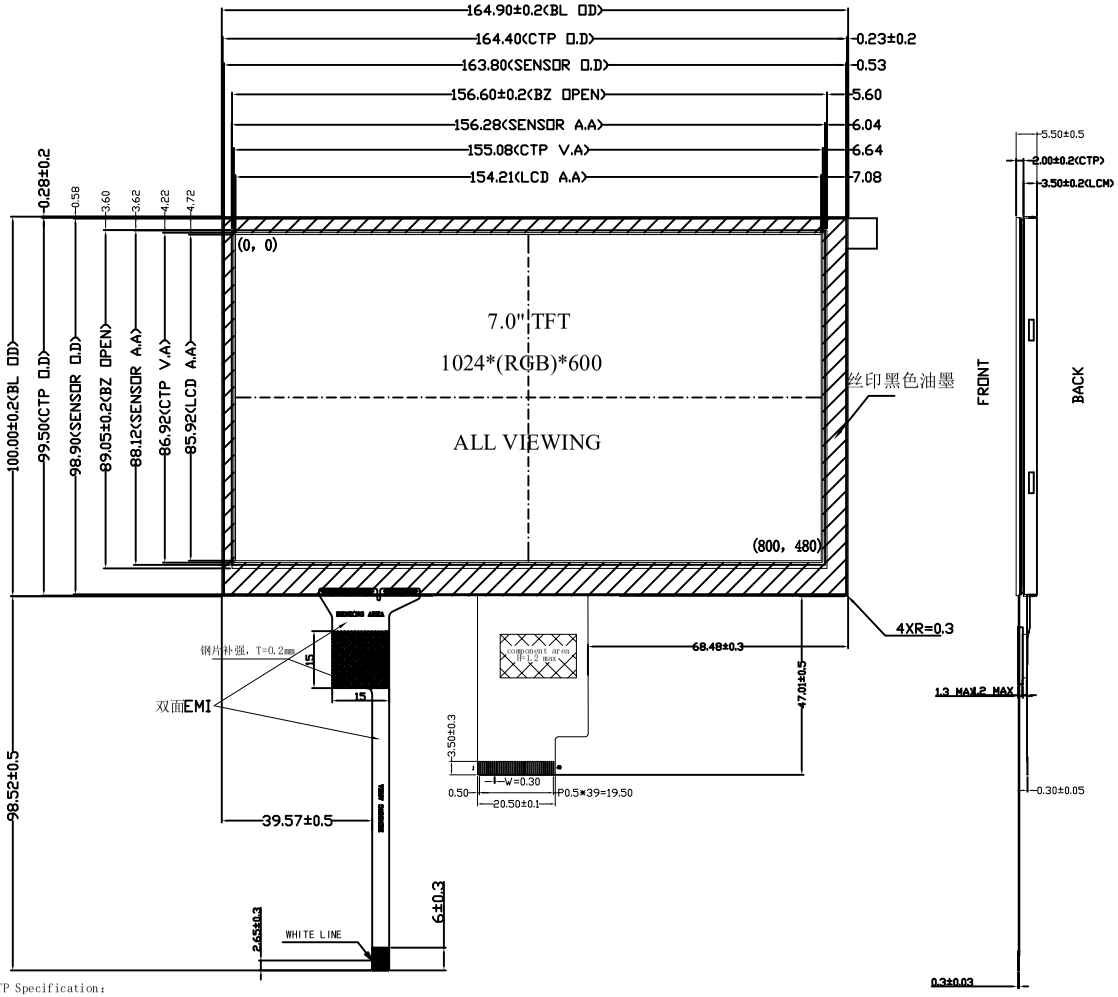

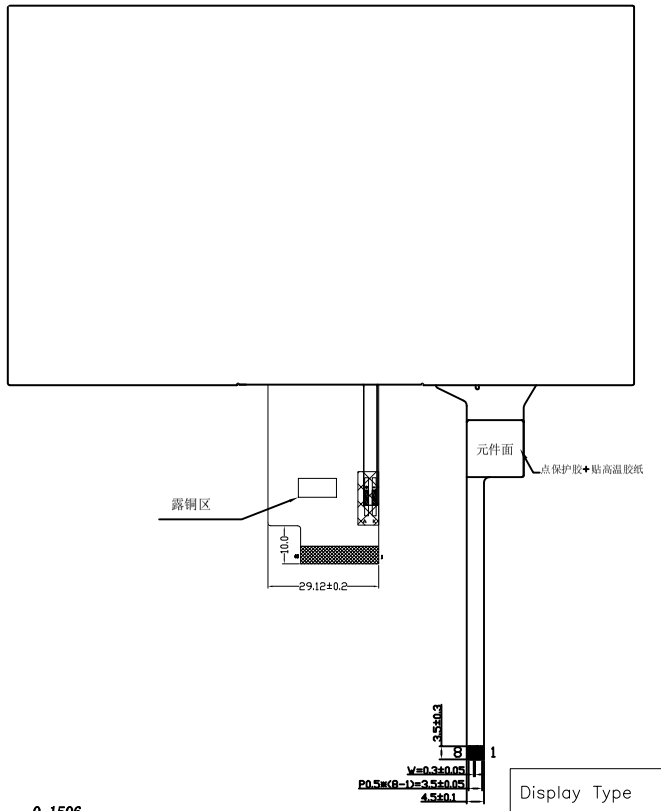

PIN DESCRIPTION

PIN NO	SYMBOL
1	VCOM
2	DVDD
3	DVDD
4	NC
5	RESET
6	STBYB
7	GND
8	NIND0
9	PIND0
10	GND
11	NIND1
12	PIND1
13	GND
14	NIND2
15	PIND2
16	GND
17	NINC
18	PINC
19	GND
20	NIND3
21	PIND3
22	GND
23	NC
24	NC
25	GND
26	NC
27	NC
28	SELB
29	AVDD
30	GND
31	LED-
32	LED-
33	SHLR
34	UPDN
35	VGL
36	NC
37	NC
38	VGH
39	LED+
40	LED+

CTP PIN DESCRIPTION

1	VSS (GND)
2	VDD
3	SDA
4	SCL
5	RST
6	INT
7	NC
8	VSS (GND)

CTP Specification:
1.Structure: G+G
2.Lens: Tempering glass
3.COF/IC: FT 5446DQS ; INTERFACE:IIC
4.Opertation Voltage: 2.8V-3.3V; IOVCC: 3.3V
5.Trasmittance: ≥85%
6.Surface Hardness: 6H; Impact≥0.35J
7.Touch Points: 10 points
8.Operation Condition: -20℃~+70℃, ≤90%RH
9.Storage Codition: -30℃~+80℃, ≤90%RH
10.Unmarked tolerance: ±0.2mm

NOTES:
1. General Tolerance: ±0.2
2. Recommended Case Open Area Should Be Less Than Module V.A
3. recommended cushion adherent area:TP V.A+1.6mm
4. ROHS MUST BE COMPLIANT

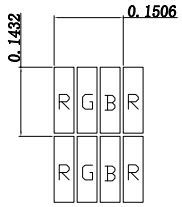

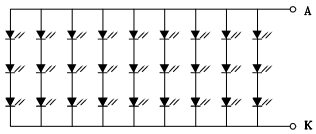

LED CIRCUIT DIAGRAM
8.7V-9.9V@180mA

Display Type	TFT TRANSMISSIVE,NB
Viewing Angle	ALL VIEWING
LCD Driver IC	TBD
Operating Voltage	VDD=3.3V
Operation Temperature	-20°C TO 70°C
Storage Temperature	-30°C TO 80°C
Interface	LVDS
Backlight	27-CHIP WHITE LED
Surface luminance	340 cd/m² (Typ.)
White X/Y	---

VER.	SYMBOL	AMENDMENT	SIGN	DATE
V00		First issue		2018.03.12A

DRAWN	
ME.CHECKED	
EE.CHECKED	
APPROVED	
CUSTOMER'S APPROVAL	

TITLE
MODULE SPEC.

DRAWING NO.
DB700MZXHV05C

UNIT	mm	SCALE	FIT
3rd Angle		SHEET 1 OF 1	

DISPLAYBLY (SZ) TECHNOLOGY CO., LIMITED