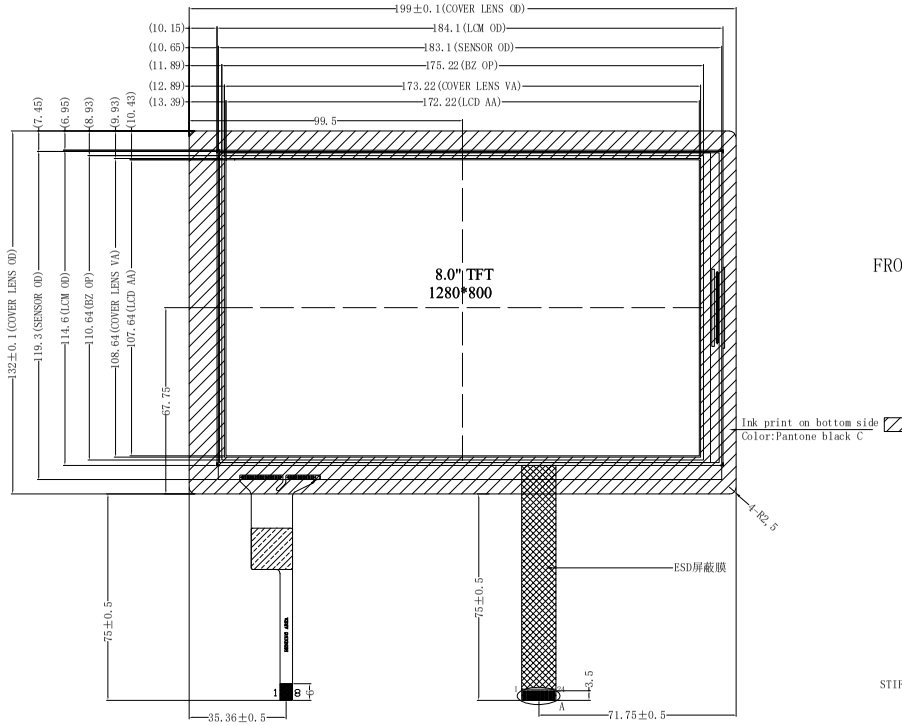

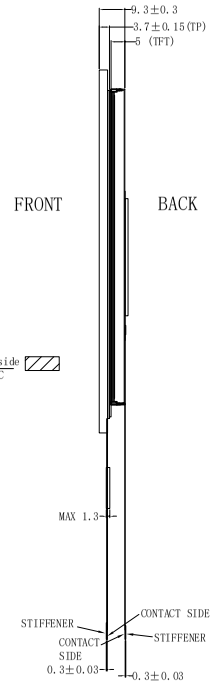

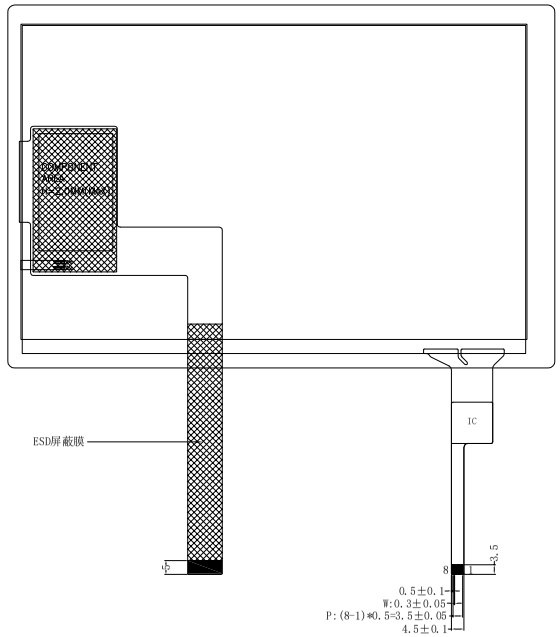

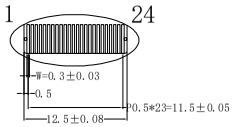

DETAIL A:
(SCALE 3:1)



LED CIRCUIT
18.9V~23.8V@240MA

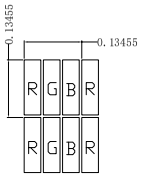

NOTES:
1. General Tolerance: ±0.2
2. ( )reference dimension.
3. ROHS MUST BE COMPLIANT

PIN FUCTION

PIN	SYMBOL
1	VDD
2	VDD
3	NC
4	GND
5	RESET
6	STBYB
7	GND
8	RXIN0-
9	RXIN0+
10	GND
11	RXIN1-
12	RXIN1+
13	GND
14	RXIN2-
15	RXIN2+
16	GND
17	RXCLKIN-
18	RXCLKIN+
19	GND
20	RXIN3-
21	RXIN3+
22	GND
23	LED+
24	LED-

PIN FUNCTION

1. VSS(GND)	5. RST
2. VDD	6. INT
3. SDA	7. NC
4. SCL	8. VSS(GND)

Display Type	TFT NORMALLY BLACK
Optimum Viewing Direction	ALL VIEW
Upper Ploarizer Type	Anti-Glare
LCD Driver IC	EK79029
TP Driver IC	FT5446DQS
Operating Voltage	VDD=3.3V
Operation Temperature	-20°C TO 70°C
Storage Temperature	-30°C TO 80°C
Interface	LVDS
Backlight	24-LED WHITE
Surface luminance	800 cd/m² (TYP.)
White X/Y	---

VER.	SYMBOL	AMENDMENT	SIGN	DATE
V02		modify the BLU circuit		2017.08.01C
V01		Add the front bezel and modify the FPC drawing		2017.07.04B
V00		First issue		2017.06.30A

DRAWN	YE 2017.08.01	TITLE	DB800MZYEV01C
ME.CHECKED		MODULE SPEC.	UNIT mm / SCALE FIT
EE.CHECKED			3rd Angle / SHEET 1 OF 1
APPROVED			
CUSTOMER'S APPROVAL		DISPLAYBLY (SZ) TECHNOLOGY CO., LIMITED	