PINS ASSIGNMENTS

NO.	SYMBOL	NO.	SYMBOL
1	VLED	32	R3
2	VLED	33	R2
3	GLED	34	R1
4	GLED	35	R0
5	GND	36	GND
6	VCOM	37	DCLK
7	DVDD	38	GND
8	MODE	39	L/R
9	DE	40	U/D
10	VS	41	VGH
11	HS	42	VGL
12	B7	43	AVDD
13	B6	44	RESET
14	B5	45	NC
15	B4	46	VCOM
16	B3	47	DITHB
17	B2	48	GND
18	B1	49	NC
19	B0	50	NC
20	G7		
21	G6		
22	G5		
23	G4		
24	G3		
25	G2		
26	G1		
27	G0		
28	R7		
29	R6		
30	R5		
31	R4		

Display Type	TFT 800*3(RGB)*480
Viewing Angle	TRANSMISSIVE/POSITIVE 12:00 CLOCK
LCD Driver IC	HX8864-B+HX8264-E
Operating Voltage	3.3V
Operation Temperature	-20° C TO 70° C
Storage Temperature	-30° C TO 80° C
Interface	24 BIT RGB
Backlight	30-LED WHITE 2000MA/9.6V
LCM Surface Luminance	400cd/m2±10% (IF=200mA)
White X/Y	X 0.29±0.05/Y 0.33±0.05

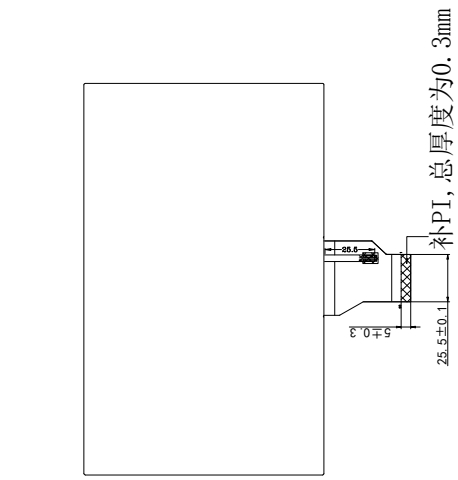

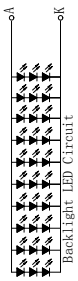

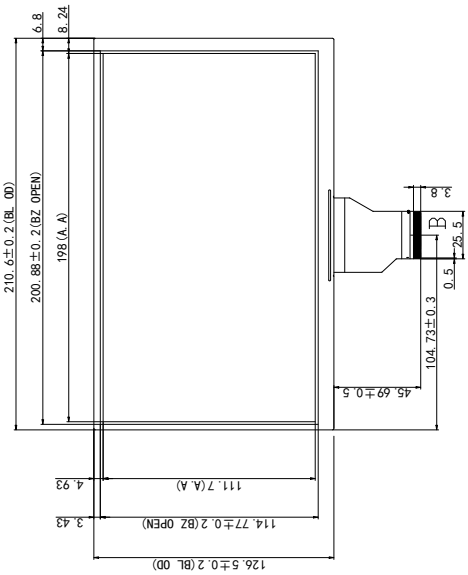

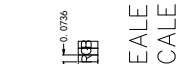

DEALE A
SCALE 50:1

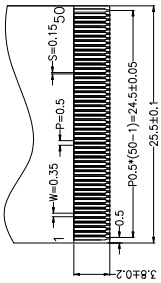

DETAIL B
5:1

NOTES:
1. DISPLAY TYPE: 9.0", TFT, 16.7M COLORS
2. BACK LIGHT: LED WHITE, 30 LED, IF=200mA,
3. HALOGEN-FREE COMPLIANT.
4. UNMARKED TOLERANCE: ±0.2
5. ( )REFERENCEDIMENSION
6. ROHS REQUEST

VER.	SYMBOL	AMENDMENT	SIGN	DATE		
V00		First Issue		2015.06.11	CUSTOMER'S APPROVAL	
					APPROVED	
					EE.CHECKED	
					ME.CHECKED	
					DRAWN	

TITLE
MODULE SPEC.

DRAWING NO.
DB900MZWHV01

UNIT	mm	SCALE	FIT
3rd Angle		SHEET 1 OF 1	

DISPLAYBLY (SZ) TECHNOLOGY CO., LIMITED